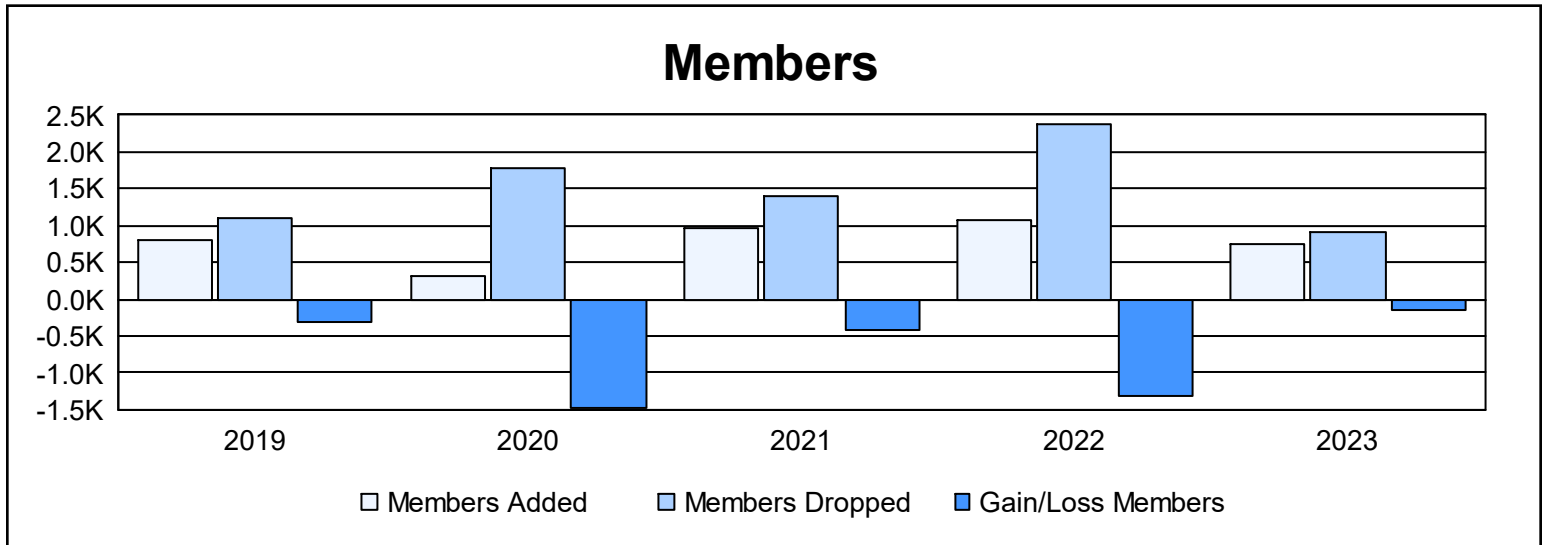
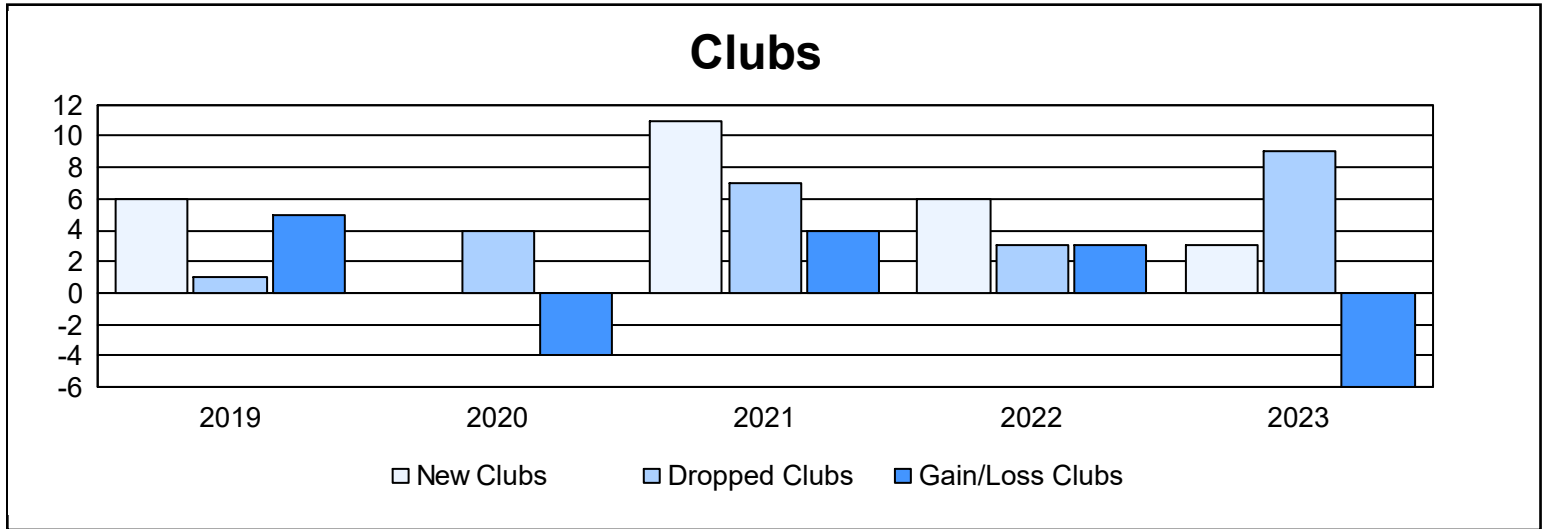
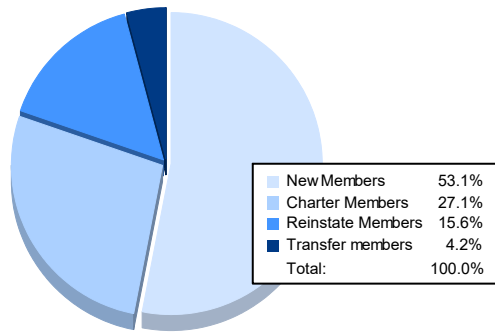


| Year           | New Clubs | Dropped Clubs | Gain/ Loss Clubs | New Members | Charter Members | Reinstate Members | Transfer Members | Total Member Added | Total Members Dropped | Gain/ Loss Members |
|----------------|-----------|---------------|------------------|-------------|-----------------|-------------------|------------------|--------------------|-----------------------|--------------------|
| 2018-2019      | 6         | 1             | 5                | 466         | 248             | 55                | 45               | 814                | 1,114                 | -300               |
| 2019-2020      | 0         | 4             | -4               | 219         | 24              | 51                | 11               | 305                | 1,781                 | -1,476             |
| 2020-2021      | 11        | 7             | 4                | 496         | 355             | 90                | 25               | 966                | 1,397                 | -431               |
| 2021-2022      | 6         | 3             | 3                | 589         | 311             | 57                | 107              | 1,064              | 2,375                 | -1,311             |
| 2022-2023      | 3         | 9             | -6               | 394         | 201             | 116               | 31               | 742                | 901                   | -159               |
| <b>Average</b> | <b>5</b>  | <b>5</b>      | <b>0</b>         | <b>433</b>  | <b>228</b>      | <b>74</b>         | <b>44</b>        | <b>778</b>         | <b>1,514</b>          | <b>-735</b>        |



### Membership Composition June 2023 Cumulative



### Gender Composition June 2023 Cumulative

